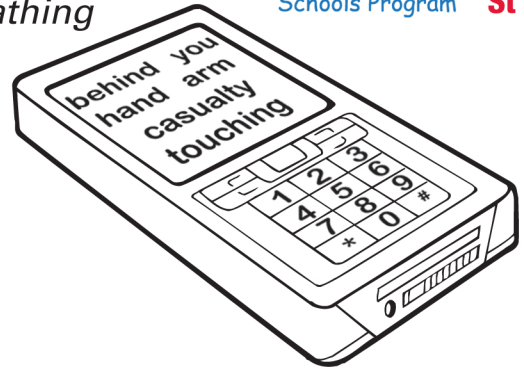


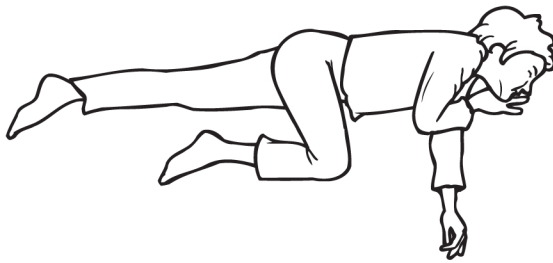
Recovery Position

You can help an unconscious person who is breathing by putting him or her into the recovery position.

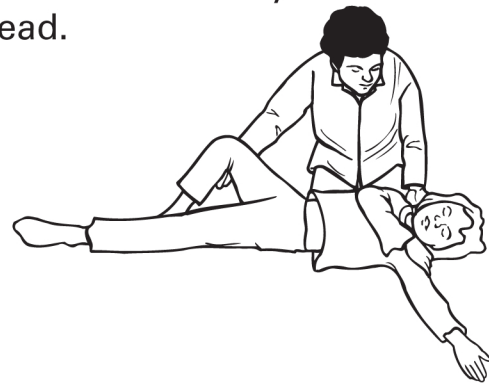
1. Use the words on the phone to complete the jumbled steps for putting a casualty in the recovery position.
2. Cut out the steps and staple them together in the correct order to make a booklet.



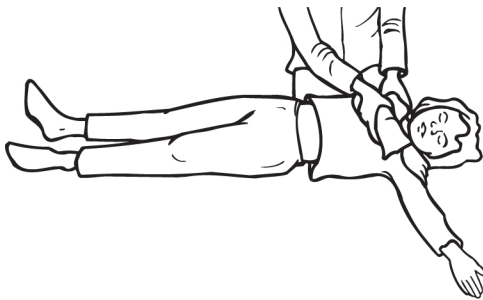
Keep the upper leg bent at right angles with knee _____ the ground to stop the casualty rolling onto his/her face.



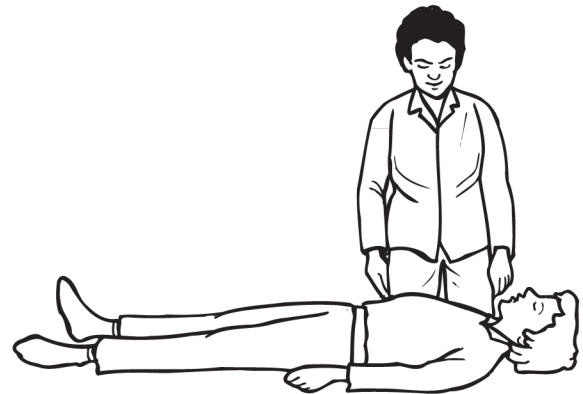
Put your other _____ under the casualty's neck and head.




Place the casualty's further arm out at right angle from the body. Place the casualty's nearer _____ across the chest.



Kneel beside the _____.



Roll the casualty gently away from _____.



Lift nearer leg so it is fully bent up. Place your hand _____ the knee.

